

RANGE	ISOFORM GRAB&GO
TEMP. TOP	HEATED/TILT FRONT
TEMP. BOTTOM	REFRIGERATED/OPEN FRONT
MODEL	I-GG-HR-24-13-R003
INSTALLATION	FREESTANDING
REFRIGERATION	REMOTE, R449a
HEIGHT	1354mm
WIDTH	2358mm
DEPTH BASE	915mm




TOP	TEMPERATURE RANGE	+65°C – +80°C
	ENVIRONMENTAL TEST CONDITIONS	22°C / 65% RH

BOTTOM	CORE PRODUCT TEMPERATURE	+2°C – +4°C
	ENVIRONMENTAL TEST CONDITIONS	CLIMATE CLASS 3 25°C / 60% RH
	CABINET CLASSIFICATION	3M1


FEATURES

- Sleek black cabinet frame with silver pinstripe (default) on front, rear and doors



Tilt Front Heated Top Display

-  **Cabinet operating temperature range +65°C - +80°C**
Recommended core product temperature +65°C - +80°C
-  Engineered with energy-efficient, fan assisted Thermofin heating technology to provide fast heat-up time and gentle heating for extended product shelf life
-  25,000 hour LED lighting system (colour: natural) at 2758 lumens per metre in cabinet top display
- Tilt front glass provides easy access for cleaning

Open Front Refrigerated Bottom Display

-  **Maintains an average of +2°C - +4°C core product temperature at Climate Class 3 25°C / 60% RH**
- 50,000 hour LED lighting system (colour: natural) at 2758 lumens per metre in cabinet bottom display and to shelf
- Fixed-height shelves and base, powdercoated black (default) are full cabinet width to support maximum display capacity
- Shelves can be flat or tilted 7°
- Unique shelf mounted ticket strip front and rear: 30mm

Operational Excellence

- Connects to remote refrigeration system
-  Dual Action Doors (staff side) - doors both slide and swing for full-width access to the cabinet
-  Constructed from stainless and mild steel and fully double-glazed, toughened safety glass for maximum energy efficiency, climate control and durability
- Fitted with unidirectional rollers and adjustable stabilisers



Showing : Isoform Grab&Go 2358mm width x 1354mm height
Top Display: Heated, tilt front. Bottom Display: Refrigerated, open front with shelf

OPTIONS & ACCESSORIES

Contact a [FPG Sales Representative](#) for our full range, including:

- Further refrigerants supported
 - Pinstripe colour
 - Shelf trays: Toughened safety glass or brushed stainless steel. Colour and woodprint options available for steel shelf trays
 - Branded decals
 - Rear door or end glass mirror application
 - LED lighting colour: Warm white
 - Lockable castors
 - Isoform Sealing Kit
- Top Display**
- Additional shelf
 - Drip trays: Colour and woodprint options available
 - Stainless steel product trays with three sides
 - Stainless steel pie chutes
- Bottom Display**
- Gravity feed system
 - Night curtain



HEATED DATA (TOP DISPLAY)

MODEL	TEMPERATURE RANGE	RECOMMENDED CORE PRODUCT TEMPERATURE	ENVIRONMENTAL TEST CONDITIONS	HEATING
I-GG-HR-24-13-R003	+65°C - +80°C	+65°C - +80°C	22°C / 65% RH	Fan assisted Thermofin

REFRIGERATION DATA (BOTTOM DISPLAY)

MODEL	CORE PRODUCT TEMPERATURE	ENVIRONMENTAL TEST CONDITIONS	REFRIGERATION	REFRIGERANT	CONDENSATE REMOVAL
I-GG-HR-24-13-R003	+2°C - +4°C	Climate Class 3 - 25°C / 60% RH	Remote	R449a	Plumb to waste

Valve options include: TX, EPR and Solenoid. Refrigeration duty: 3,800W @ -5°C SST & 35°C condensing. Remote condensing unit not supplied.

ELECTRICAL DATA

MODEL	VOLTAGE	PHASE	CURRENT	E24H (kWh)	kWh per hour (average)	IP RATING	MAINS		LED LIGHTING		
							CONNECTION	CONNECTION PLUG ¹	HOURS	LUMENS	COLOUR
TOP DISPLAY	220-240 V	Single	11.6 A	25.68	107	IP 22	3 metre 3 core cable	20 amp 3 pin plug	25,000	2758 per metre	Natural
BOTTOM DISPLAY			TBA	TBA	TBA				50,000		

¹Please advise country to change plug specification.

CAPACITY, ACCESS & CONSTRUCTION

	DISPLAY AREA	LEVELS	ACCESS FRONT	ACCESS REAR	REAR DOORS	CHASSIS CONSTRUCTION
TOP DISPLAY	1.03 m ²	Base only	Tilt front	Dual Action doors	4	Stainless 304 and mild steel
BOTTOM DISPLAY	1.90 m ²	1 Shelf + Base	Open front	Dual Action doors	4	

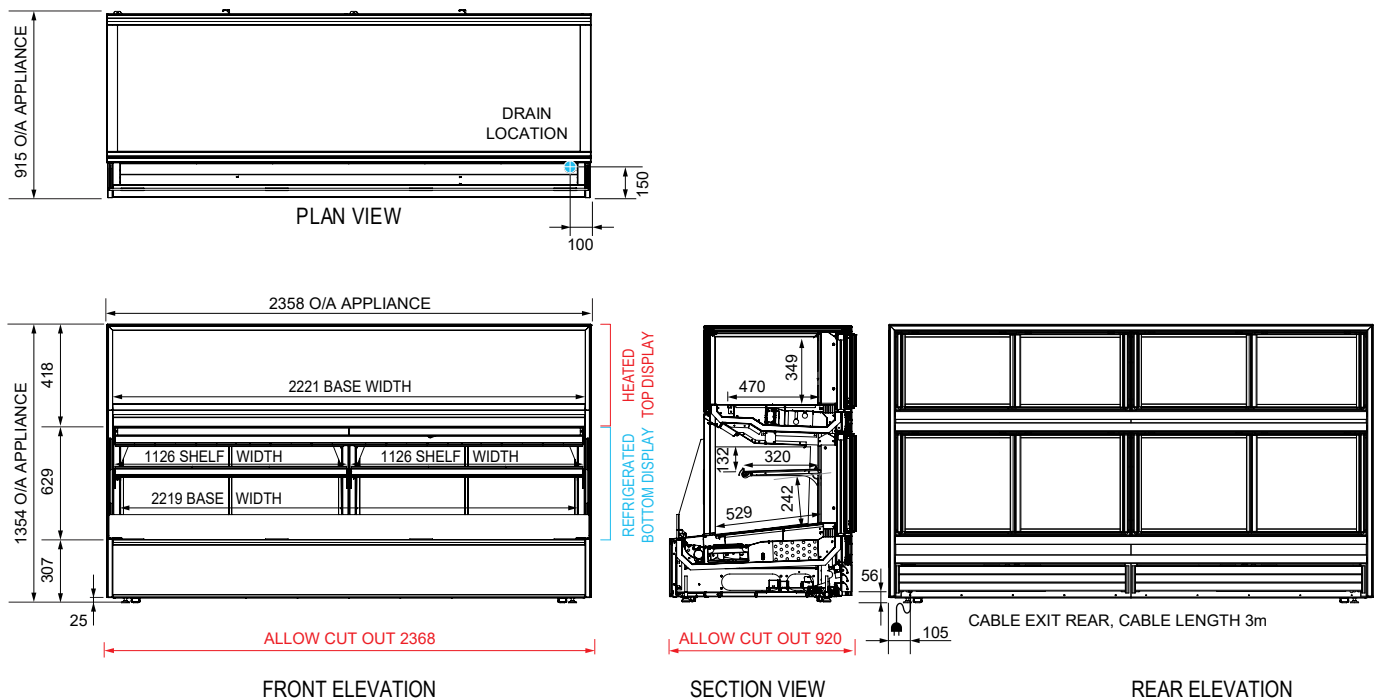
DIMENSIONS

MODEL	H x W x D mm (Uncrated)	MASS (Uncrated)
I-GG-HR-24-13-R003	1354 x 2358 x 915	- kg

Crated weights and dimensions vary. Please contact us for information on your shipment.

Installation note:

Designed to be installed as a stand alone unit. Model cutout dimensions: I-GG-HR-24-13 models require 2368 x 920mm benchtop cutout. Joinery height 307mm (see product manual for installation guide). When installing this cabinet next to an adjacent Isoform refrigerated or controlled ambient cabinet, please install an Isoform Sealing Kit (accessory) between them.



More information including technical data and installation guidelines is available from the Product Manual published on our website.

In line with our policy to continually develop, improve and support our products, Future Products Group Ltd reserves the right to change specifications and design without notice.

Have a question? Please email us at sales@fpgworld.com or visit www.fpgworld.com for full contact details for your region.

