



INLINE SERIES - 4000 AMBIENT 1200mm SQUARE FREESTANDING

MODELS

- IN-4A12-SQ-FF-FS | 4000 Series ambient 1200mm square freestanding, with fixed front glass
- IN-4A12-SQ-SD-FS | 4000 Series ambient 1200mm square freestanding, with sliding glass doors

OPTIONS [F=Factory Fitted]

- Lockable castors (F)
- Rear door mirror application (F)
- End glass mirror application (F)

ACCESSORIES [A=Accessory]

- Small goods tray (A)
- Toughened glass shelves (A)
- Angled base shelf (A)
- Thermal divider panels (A)
- Rear deck assembly with no bag and tong holder (A)
- Rear deck assembly with 1 x bag and 2 x tong holders (A)

OVERVIEW

Created for the busy food service business wanting to display a large quantity or wide variety of food. The 4000 Series cabinets are proven for 85 door openings an hour while still maintaining core product temperatures. The lighting and merchandising features are designed to create impact and increase sales. This low energy consumption unit, keeps product fresher for longer. The cabinets come ready to plug in making installation quick and easy. The Inline 4000 construction allows for smart counter integration options of either a recessed, countertop mounting or freestanding display.


FEATURES

- High energy efficiency - 0.08 kWh per hour average
- Cabinet operating at ambient temperature
- Sliding doors (staff side) and fixed front or sliding doors options (customer side)
- Three adjustable shelves and base for product display
- 50,000 hour LED lighting to shelves and cabinet top
- Fascia and base panel extrusions can be fitted with clip-in decorative inserts
- Unique shelf mounted ticket strip front and rear
- Fan assist air circulation to introduce fresh air into the cabinet
- Adjustable 150mm feet (+30mm adjustment)
- Also available as in counter, on counter or freestanding models



SHOWING : 4000 SERIES AMBIENT 1200mm SQUARE FREESTANDING, WITH FIXED FRONT

KEY SELLING FEATURES



IN-4A12-SQ-FF-FS	ENVIRONMENTAL TEST CONDITIONS	25°C / 60% RH	TEMPERATURE RANGE	Ambient
IN-4A12-SQ-SD-FS				

Designed to meet and exceed the following compliances and approvals : NSF, EN 55014, EN55014-1, EN 55014-2, EN 61000, EN 61000-3-2, EN 61000-3-3, IEC 60335, IEC 60335-1.



VIEW ONLINE AT FPGWORLD.COM



INLINE SERIES - 4000 AMBIENT 1200mm SQUARE FREESTANDING

SPECIFICATIONS

Ambient Data

	ENVIRONMENTAL TEST CONDITIONS	CORE PRODUCT - TEMP RANGE
IN-4A12-SQ-FF-FS	25°C / 60% RH	Ambient
IN-4A12-SQ-SD-FS	25°C / 60% RH	Ambient

Electrical Data

	VOLTAGE	PHASE	CURRENT	kWh per hour [average]	MAINS CONNECTION	MAINS CONNECTION PLUG	IP RATING	LED LIGHTING
IN-4A12-SQ-FF-FS	220-240 V	Single	0.52 A	0.08 kWh per hour	3 metre 3 core cable	10 amp, 3 pin plug	IP 22	50,000 hr LED
IN-4A12-SQ-SD-FS	220-240 V	Single	0.52 A	0.08 kWh per hour	3 metre 3 core cable	10 amp, 3 pin plug	IP 22	50,000 hr LED

Display

	DISPLAY AREA	NO. OF SHELVES	ACCESS - FRONT	ACCESS - REAR	CONSTRUCTION
IN-4A12-SQ-FF-FS	1.87m ²	3 + Base	Fixed front	Sliding doors	304 Stainless Steel
IN-4A12-SQ-SD-FS	1.87m ²	3 + Base	Sliding doors	Sliding doors	304 Stainless Steel

Dimensions [Uncrated and Crated]

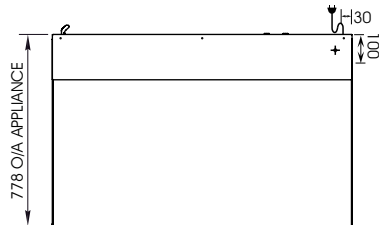
	H x W x D mm [Uncrated]	MASS [Uncrated]	H x W x D mm [Crated]	MASS [Crated]	CUBIC VOLUME [Crated]
IN-4A12-SQ-FF-FS	1405 x 1203 x 778	178 kg	1595 x 1290 x 935	260 kg	1.92m ³
IN-4A12-SQ-SD-FS	1405 x 1203 x 778	178 kg	1595 x 1290 x 935	260 kg	1.92m ³

Installation note:

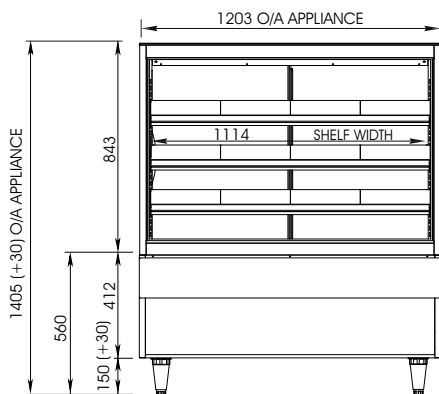
Unobstructed airflow must be maintained to ensure unit performance and maintain warranty

In line with policy to continually develop and improve its products, Future Products Group reserves the right to change specifications and design without notice.

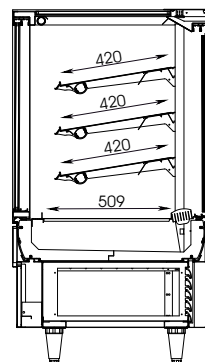
For more information and technical data, including installation documents, please refer to the website - www.fpgworld.com



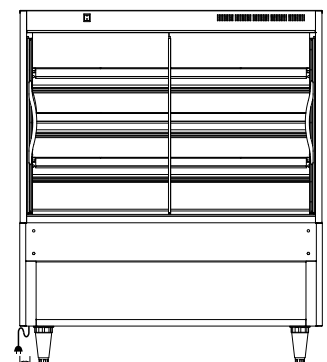
PLAN VIEW



FRONT ELEVATION



SECTION VIEW



30 CABLE EXIT BASE, CABLE LENGTH 3m

REAR ELEVATION