

INLINE SERIES - 4000 REFRIGERATED 800mm SQUARE FREESTANDING



MODELS

- IN-4C08-SQ-FF-FS-I | 4000 Series refrigerated 800mm square freestanding, with fixed front glass, with integral condensing unit
- IN-4C08-SQ-SD-FS-I | 4000 Series refrigerated 800mm square freestanding, with sliding glass doors, with integral condensing unit
- IN-4C08-SQ-FF-FS-R | 4000 Series refrigerated 800mm square freestanding, with fixed front glass, for remote condensing unit
- IN-4C08-SQ-SD-FS-R | 4000 Series refrigerated 800mm square freestanding, with sliding glass doors, for remote condensing unit

OPTIONS [F=Factory Fitted]

- Lockable castors (F)
- Rear door mirror application (F)
- End glass mirror application (F)
- Auto condensate removal (F)
- EPR valve or Solenoid valve for remote connection (F)

ACCESSORIES [A=Accessory]

- Toughened glass shelves (A)
- Angled base shelf (A)
- Thermal divider panels (A)
- Rear deck assembly with no bag and tong holder (A)
- Rear deck assembly with 1x bag and 2 x tong holders (A)

OVERVIEW

Created for the busy food service business wanting to display a large quantity or wide variety of food. The 4000 Series cabinets are proven for 85 door openings an hour while still maintaining core product temperatures. The lighting and merchandising features are designed to create impact and increase sales. This low energy consumption unit, keeps product fresher for longer. The cabinets come ready to plug in making installation quick and easy. The Inline 4000 construction allows for smart counter integration options of either a recessed, countertop mounting or freestanding display.


FEATURES

- High energy efficiency - 0.4 kWh per hour average
- Maintains +2°C - +4°C core product temperature with up to 85 door openings per hour
- Sliding doors (staff side) and fixed front or sliding doors options (customer side)
- Three adjustable shelves and base for product display
- 50,000 hour LED lighting to shelves and cabinet top
- Adjustable 150mm feet (+30mm adjustment)
- High internal humidity maintains and extends product quality
- Fully double glazed for energy efficiency
- Unique shelf mounted ticket strip front and rear
- Fascia and base extrusions can be fitted with clip-in decorative inserts
- Remote display cabinet supplied with standard R134A TX valve
- Freeflow air technology (no front counter vents required)
- Also available as in counter or on counter models



SHOWING : 4000 SERIES REFRIGERATED 800mm SQUARE FREESTANDING, WITH FIXED FRONT, WITH INTEGRAL CONDENSING UNIT

KEY SELLING FEATURES



IN-4C08-SQ-FF-FS-I IN-4C08-SQ-SD-FS-I IN-4C08-SQ-FF-FS-R IN-4C08-SQ-SD-FS-R	ENVIRONMENTAL TEST CONDITIONS	CLIMATE CLASS 3 25°C / 60% RH	TEMPERATURE RANGE	+2°C - +4°C
--	-------------------------------	----------------------------------	-------------------	-------------

Designed to meet and exceed the following compliances and approvals : NSF, EN 55014, EN55014-1, EN 55014-2, EN 61000, EN 61000-3-2, EN 61000-3-3, IEC 60335, IEC 60335-1, IEC 60335-2-89.



VIEW ONLINE AT FPGWORLD.COM



INLINE SERIES - 4000 REFRIGERATED 800mm SQUARE FREESTANDING

SPECIFICATIONS

Refrigeration Data

	ENVIRONMENTAL TEST CONDITIONS	CORE PRODUCT TEMP RANGE	REFRIGERANT	REFRIGERANT CHARGE	REMOTE CONNECTION	CONDENSATE REMOVAL
IN-4C08-SQ-FF-FS-I	Climate Class 3 - 25°C / 60% RH	+2°C - +4°C	R134A	See serial label	N/A	Manual/Auto*
IN-4C08-SQ-SD-FS-I	Climate Class 3 - 25°C / 60% RH	+2°C - +4°C	R134A	See serial label	N/A	Manual/Auto*
IN-4C08-SQ-FF-FS-R	Climate Class 3 - 25°C / 60% RH	+2°C - +4°C	R134A (unless otherwise specified)	N/A	TX valve, EPR valve*, Solenoid valve*	N/A
IN-4C08-SQ-SD-FS-R	Climate Class 3 - 25°C / 60% RH	+2°C - +4°C	R134A (unless otherwise specified)	N/A	TX valve, EPR valve*, Solenoid valve*	N/A

*Option or Accessory

Please note: Remote condensing unit information; 600W @ -5 SST & 35degC condensing

Please note: Remote condensing unit not supplied

Electrical Data

	VOLTAGE	PHASE	CURRENT	kWh per hour [average]	MAINS CONNECTION	MAINS CONNECTION PLUG	IP RATING	ACR POWER*	ACR CURRENT*	LED LIGHTING
IN-4C08-SQ-FF-FS-I	220-240 V	Single	2.8 A	0.4 kWh per hour	3 metre 3 core cable	10 amp, 3 pin plug	IP 22	250 W	1.0 A	50,000 hr LED
IN-4C08-SQ-SD-FS-I	220-240 V	Single	2.8 A	0.4 kWh per hour	3 metre 3 core cable	10 amp, 3 pin plug	IP 22	250 W	1.0 A	50,000 hr LED
IN-4C08-SQ-FF-FS-R	220-240 V	Single	0.5 A	-	3 metre 3 core cable	10 amp, 3 pin plug	IP 22	N/A	N/A	50,000 hr LED
IN-4C08-SQ-SD-FS-R	220-240 V	Single	0.5 A	-	3 metre 3 core cable	10 amp, 3 pin plug	IP 22	N/A	N/A	50,000 hr LED

*Option or Accessory

Auto Condensate Removal = ACR

Display

	DISPLAY AREA	NO. OF SHELVES	ACCESS - FRONT	ACCESS - REAR	DOOR OPENINGS @ +2°C - +4°C	CONSTRUCTION
IN-4C08-SQ-FF-FS-I	1.26m ²	3 + Base	Fixed front	Sliding doors	85 openings per hour	304 Stainless Steel
IN-4C08-SQ-SD-FS-I	1.26m ²	3 + Base	Sliding doors	Sliding doors	85 openings per hour	304 Stainless Steel
IN-4C08-SQ-FF-FS-R	1.26m ²	3 + Base	Fixed front	Sliding doors	85 openings per hour	304 Stainless Steel
IN-4C08-SQ-SD-FS-R	1.26m ²	3 + Base	Sliding doors	Sliding doors	85 openings per hour	304 Stainless Steel

Dimensions [Uncrated and Crated]

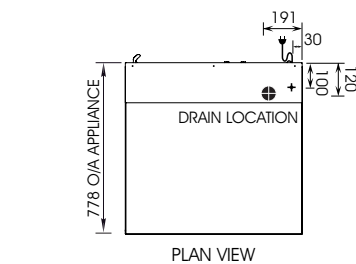
	H x W x D mm [Uncrated]	MASS [Uncrated]	H x W x D mm [Crated]	MASS [Crated]	CUBIC VOLUME [Crated]
IN-4C08-SQ-FF-FS-I	1405 x 803 x 778	163 kg	1595 x 885 x 985	245 kg	1.39m ³
IN-4C08-SQ-SD-FS-I	1405 x 803 x 778	163 kg	1595 x 885 x 985	245 kg	1.39m ³
IN-4C08-SQ-FF-FS-R	1405 x 803 x 778	148 kg	1595 x 885 x 985	230 kg	1.39m ³
IN-4C08-SQ-SD-FS-R	1405 x 803 x 778	148 kg	1595 x 885 x 985	230 kg	1.39m ³

Installation note:

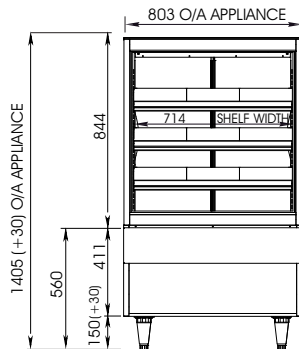
Unobstructed airflow must be maintained to ensure unit performance and maintain warranty

In line with policy to continually develop and improve its products, Future Products Group reserves the right to change specifications and design without notice.

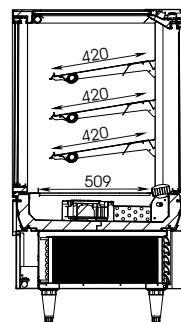
For more information and technical data, including installation documents, please refer to the website - www.fpgworld.com



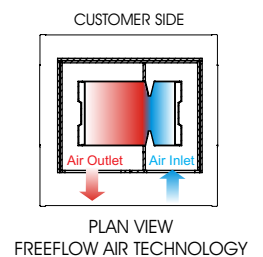
PLAN VIEW



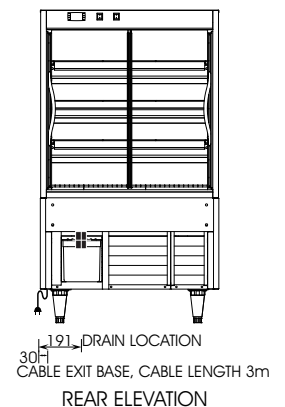
FRONT ELEVATION



SECTION VIEW



PLAN VIEW FREEFLOW AIR TECHNOLOGY



REAR ELEVATION